

Algorithms for a Peptide Computer

M. Sakthi Balan



**Theoretical Computer Science Lab
Department of Computer Science and Engg.
Indian Institute of Technology
Chennai – 600036.**

Email: sakthi@cs.iitm.ernet.in


URL: www.cs.iitm.ernet.in/theory/sakthi

TCS Lab, IITM



Organization

- Natural Computing
- Biological Computing
- DNA Computing
- Peptide Computing
- Solving Hamiltonian Path Problem
- Solving Exact 3-Cover Set Problem
- Solving Satisfiability Problem
- Conclusion



“....It seems that progress in electronic hardware (and the corresponding software engineering) is not enough; for instance, the miniaturization is approaching the quantum boundary, where physical processes obey laws based on probabilities and non-determinism, something almost completely absent in the operation of “classical” computers. So, new breakthrough is needed....”

Computing with Cells and Atoms –

Cristian S. Calude and Gh. Paun




Natural Computing

- Biological Computing
- Quantum Computing



Biological Computing

- DNA Computing
- Peptide Computing



DNA Computing

- Uses DNA strands and Watson-Crick Complementarity as operation
- Highly *non-deterministic*
- Massive *parallelism*
- Solves NP-Complete Problems quite efficiently



Peptide Computing

- Uses peptides and antibodies
- Operation – binding of antibodies to epitopes in peptides
- *Epitope* – The site in peptide recognized by antibody
- Highly *non-deterministic*
- Massive *parallelism*



Peptide Computing Contd..

- Peptides – sequence of amino acids
- Twenty amino acids. Example – Glycine, Valine
- Connected by covalent bonds



Peptide Computing Contd..

- Antibodies recognizes epitopes by binding to it
- Binding of antibodies to epitopes has associated power called *affinity*
- Higher priority to the antibody with larger affinity power

Computing DNA Vs Peptide

- Four building blocks
- Adenine (A), Guanine(G), Cytosine (C), Thiamine (T)
- Only one reverse complement – Watson-Crick Complement
- Complement (A) = T and Complement (G) = C

- Twenty building blocks (20 amino acids)
- Example: Glycine, Valine
- Different antibodies can recognize different epitopes
- Binding affinity of antibodies can be different



Peptide Computing Model

- Peptides represent sample space of the problem
- Antibodies are used to select the correct solution of the problem (i.e. peptides)

Definition

- For finite sequence $M = m_1, m_2, \dots, m_n$ the *doubly duplicated sequence* is

$$MM = m_1, m_1, m_2, m_2, \dots, m_n, m_n$$

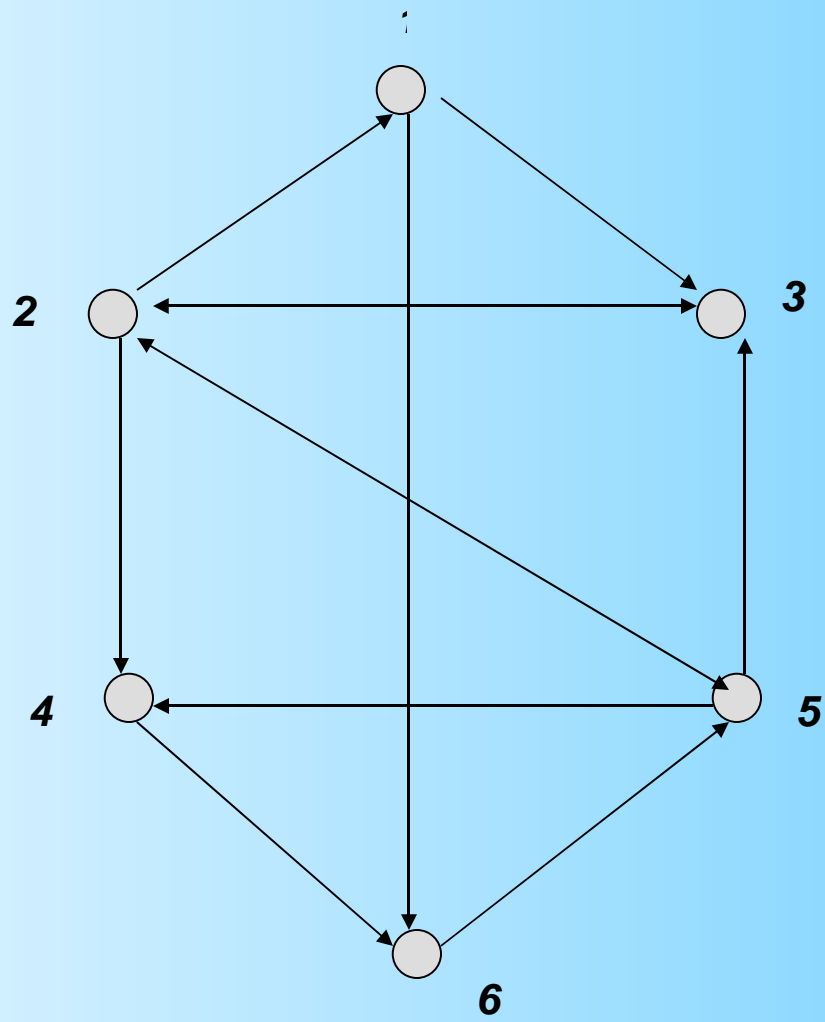
- Doubly duplicated permutation of a finite set S is

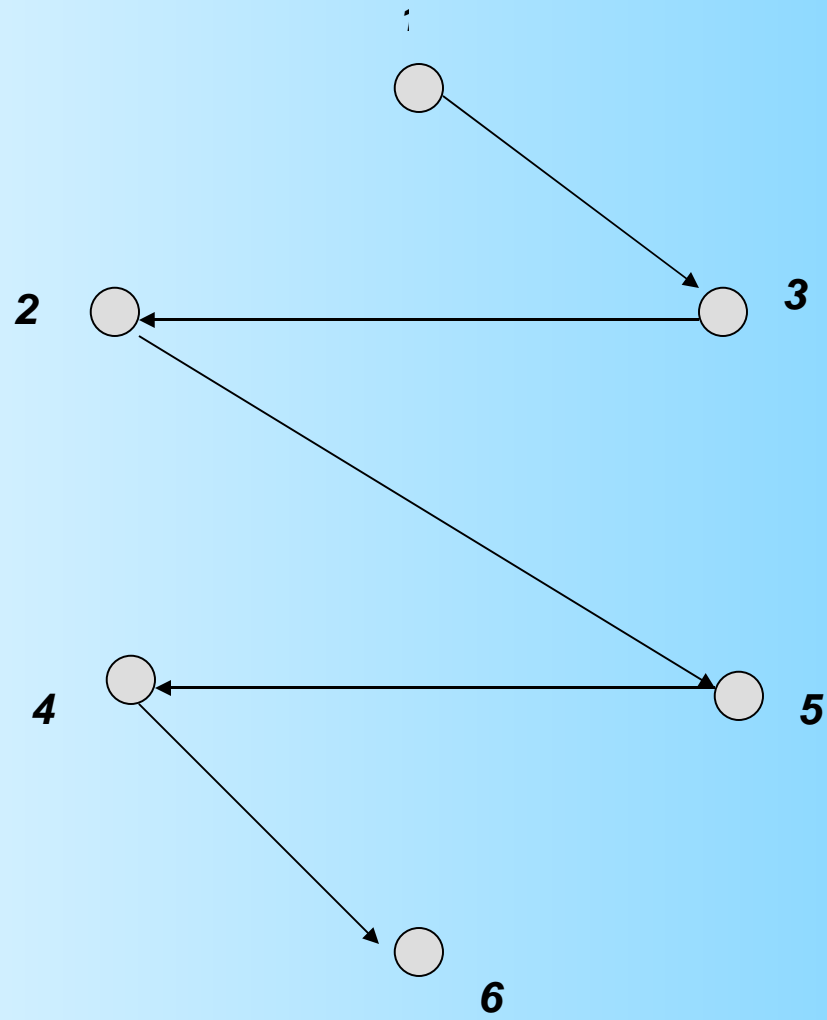
$\{mm \mid m \text{ is a permutation of the set } S\}$



Hamiltonian Path Problem

- $G = (V, E)$ is a directed graph
- $V = \{v_1, v_2, \dots, v_n\}$ is the vertex set
- $E = \{e_{ij} \mid v_i \text{ is adjacent to } v_j\}$ is the edge set
- v_1 - source vertex, v_n - end vertex
- **Problem** – Test whether there exists a Hamiltonian path between v_1 and v_n







Peptides Formation


- Each vertex v_i has a corresponding epitope ep_i
- Each peptide has ep_1 on one extreme and ep_n on the other extreme
- All doubly duplicated permutations of $\{ep_2, \dots, ep_{n-1}\}$ are formed in each of the peptide in between ep_1 and ep_n



Antibody Formation

- Form antibodies A_{ij} – site = $ep_i ep_j$
s.t. v_j is adj. to v_i
- Form antibodies B_{ij} – site = $ep_i ep_j$ s.t.
 v_j is not adj. to v_i
- Form antibody C – site is whole of
peptide
- $\text{Affinity}(B_{ij}) > \text{Affinity}(C)$
- $\text{Affinity}(C) > \text{Affinity}(A_{ij})$

Peptide Solution Space

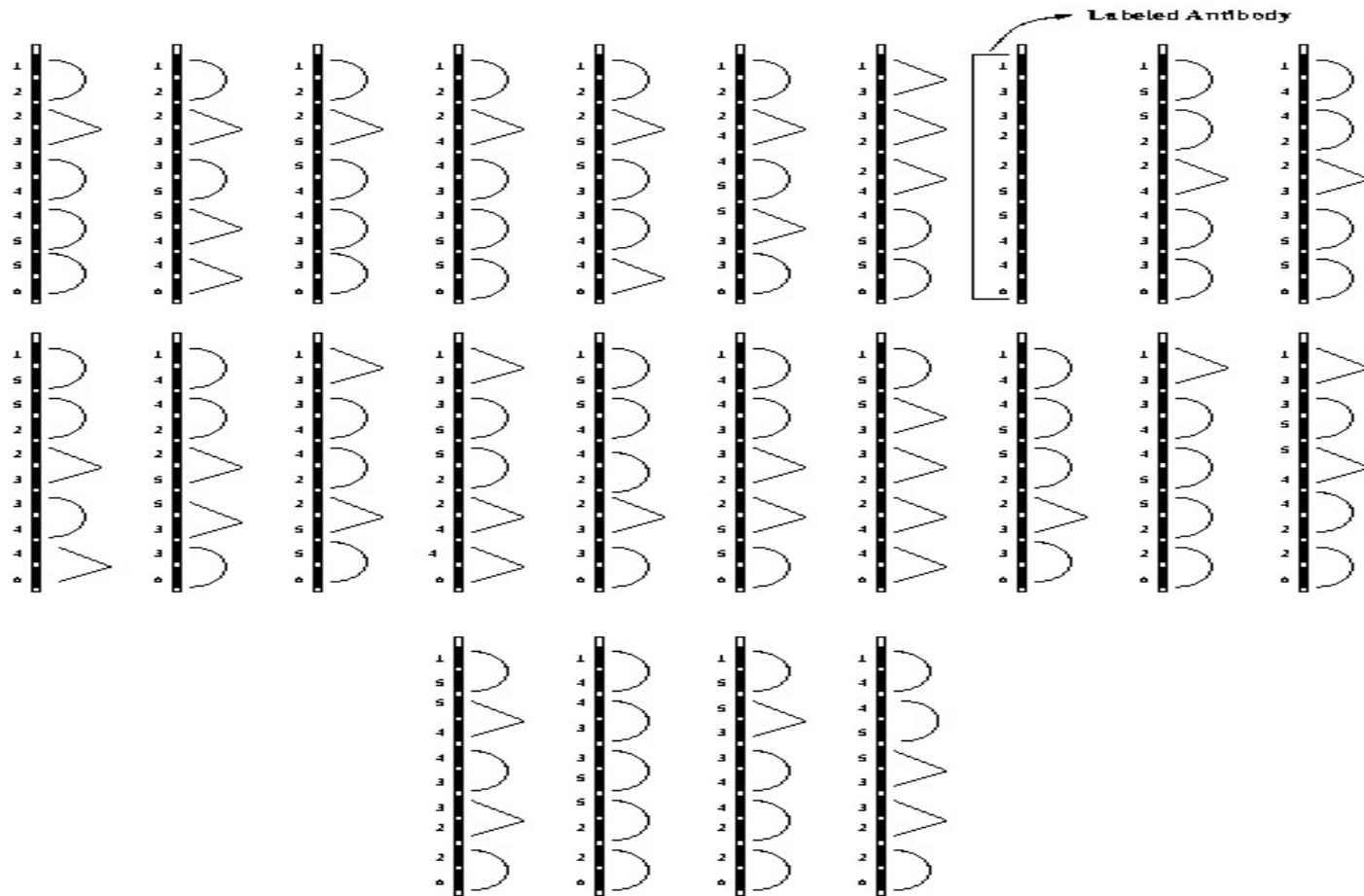





Algorithm

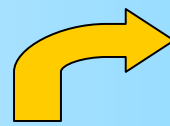
1. Take all the peptides in an aqueous solution
2. Add antibodies A_{ij}
3. Add antibodies B_{ij}
4. Add labeled antibody C
5. If fluorescence is detected answer is *yes* or else the answer is *no*

Peptides with Antibodies




Peptide with Antibodies





labeled antibody





Complexity

- Number of peptides = $(n - 2)!$
- Length of peptides = $O(n)$
- Number of antibodies = $O(n^2)$
- Number of Bio- steps is *constant*



Exact Cover by 3-Sets Problem

- **Instance:** A finite set $X = \{x_1, x_2, \dots, x_n\}$, $n = 3q$ and a collection C of 3-elements subsets of X
- **Question:** Does C contain an *Exact Cover* for X



Peptide Formation

- For each x_i a specific epitope ep_i is chosen
- For every permutation of the set $\{ep_i\}$ a peptide is chosen *s.t.* every subsequence of $ep_i ep_j ep_k$ is followed by the epitope ep_{ijk}

Example

$$X = \{x_1, x_2, \dots, x_9\}$$

For permutation

$$x_1, x_7, x_9, x_2, x_6, x_4, x_3, x_5, x_8$$



ep_1 ep_7 ep_9 ep_{179} ep_2 ep_6 ep_4 ep_{264} ep_3 ep_5 ep_8 ep_{358}



Antibody Formation

- Form antibodies A_{ijk} , site = $ep_i ep_j ep_k$ if $\{x_i, x_j, x_k\}$ is in C
- Form antibodies B_{ijk} , site = $ep_i ep_j ep_k$ if $\{x_i, x_j, x_k\}$ is not in C
- Form colored antibody C , site is whole of peptide
- $\text{Affinity}(B_{ijk}) > \text{Affinity}(C)$
- $\text{Affinity}(C) > \text{Affinity}(A_{ijk})$



Algorithm

- Take all the antibodies in an aqueous solution.
- Add antibodies A_{ijk}
- Add antibodies B_{ijk}
- Add antibody C
- If fluorescence is detected the answer is *yes* otherwise *no*



Complexity

- Number of peptides = $n!$
- Length of peptides = $O(n)$
- Number of Antibodies = $O(n^3)$
- Number of Bio- steps is *constant*



Satisfiability Problem

Problem: Let F be a formula over n variables. Does there exist an assignment of truth value to every variable in F such that F becomes *true*.



Satisfiability Problem (Contd..)

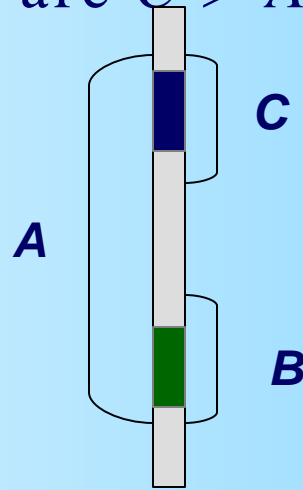
- Let F be a formula in conjunctive normal form.
- There are n variables in F .
- To find an assignment such that F is *true*.
- $N = 2^n$ assignments possible.

Example

- Let $F = (v_1 \text{ or } \neg v_2)$ and $\neg v_2$ and $(v_1 \text{ or } v_2)$
- Assignments are (F,F) , (F,T) , (T,F) , and (T,T)
- (T,F) satisfies F

Peptide Formation

- For each assignment prepare a peptide and different antibodies binding to overlapping epitopes.
- Binding affinities are $C > A > B$.






Peptide Formation (Contd..)

- Prepare partial solutions G_1, G_2, \dots, G_k where G_i contains antibody A if C_i is true under corresponding assignment X
- $G_1 = \{A_1, A_3, A_4\}$, $G_2 = \{A_1, A_3\}$, $G_3 = \{A_2, A_3, A_4\}$




Algorithm

1. Let $m = k$
2. The antibody set G_k is added. The antibodies A of G_k bind to their epitopes.
3. Antibodies B are added. Antibodies B bind to all free binding sites for B .
4. Antibodies C are added.
5. Antibodies C are removed by adding epitope C in excess
6. All remaining antibodies are covalently attached to their epitopes.
7. Let $m = m - 1$. If $m > 0$ go to (2)
8. Add labeled antibodies A or B
9. Fluorescence is detected.




(F,F)

A



(T,F)

A



V_1 and $\neg V_2$

(F,T)


B



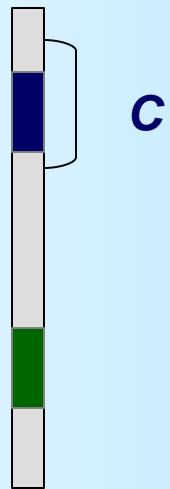
(T,T)

A

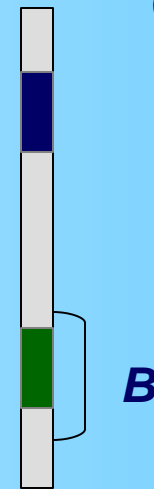




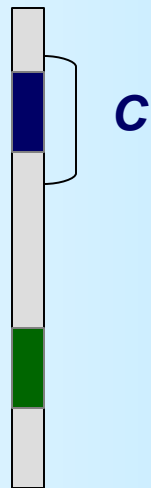
(F,F)



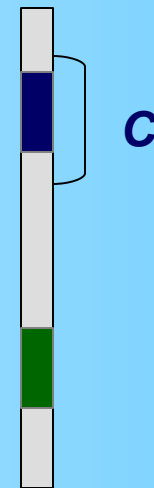
(F,T)



(T,F)




(T,T)






(F,F)

A



(T,F)


A



$\rightarrow V_2$


(F,T)

B



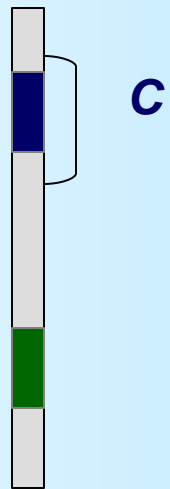
(T,T)

B

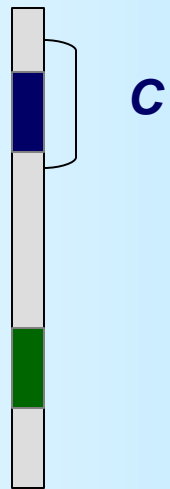




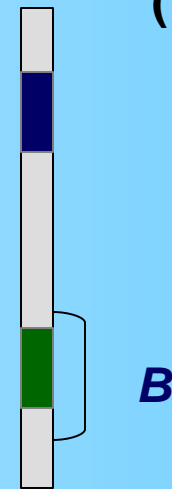
(F,F)



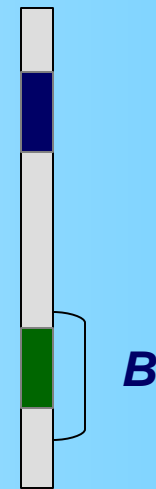
(T,F)



(F,T)




(T,T)






(F,F)



B

(T,F)



A

V_1 *and* V_2

(F,T)



B

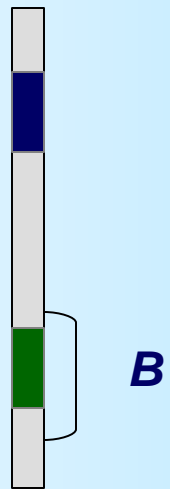
(T,T)



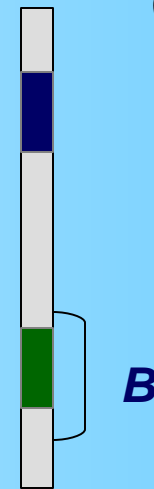
B



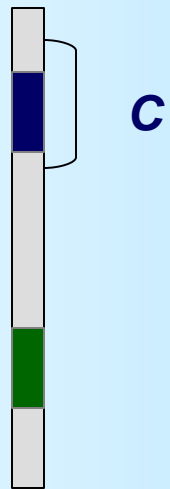
(F,F)



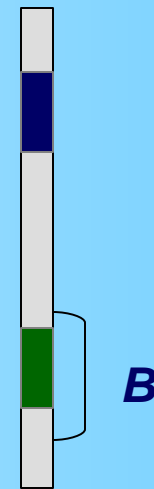
(F,T)




(T,F)

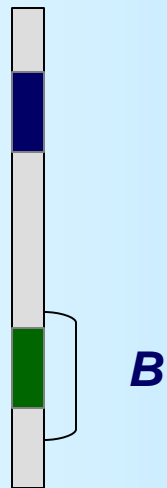


(T,T)






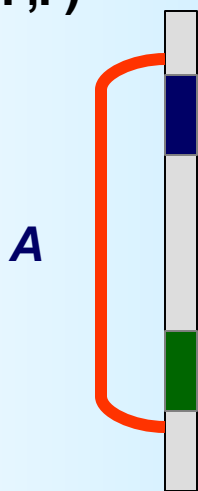
(F,F)




(F,T)



(T,F)




(T,T)





What Next...

- Complexity Issues
- Cost effectiveness
- Implementation Difficulties
- Theoretical Model



***Come forth into the light of
things
Let nature be your teacher.***

W. Wordsworth

Thank You